

Gasoline Pump

HYDRAULIC PG30/55 SERIES

0,5 - 0,9 l/min 1,49 - 4,5 kw
Gasoline driven

Gasoline power supply ideal
for remote locations.



PG303



PG554
700 bar

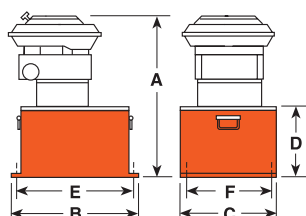
- A logical choice at work sites where electricity or compressed air are unavailable. For single-acting or double-acting cylinders at operating pressures to 700 bar.
- All gasoline engine/hydraulic pumps feature "Posi-Check®" valve to guard against pressure loss when valve is shifted from "advance" to "hold".

PG303 and PG304

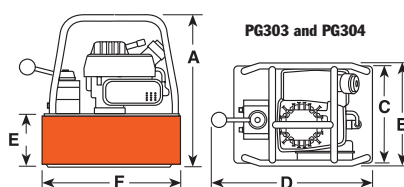
- Powered by a 4-cycle, 2 hp HONDA engine giving it the lowest weight to horsepower ratio of all gasoline driven pumps. Has an aluminum reservoir with 6 l of usable oil.
- PG30 series pumps are equipped with roll cages to protect pump from damage.
- PG30 series pumps weigh in at only 14,5 kg with oil.

PG553 and PG554

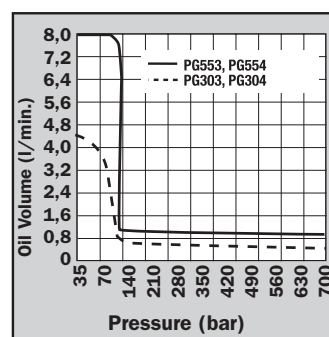
- 6 hp Intek "Diamond Edge" 4-cycle, by Briggs & Stratton 21,3 l reservoir.
- Same basic pump as PE55 series electrical Vanguard® pumps.



PG553 and PG554



PG303 and PG304



Pump No.	Max. Pressure Output bar	rpm	Oil Del. (l/min at...)				A (mm)	B (mm)	C (mm)	D (mm)	E (mm)	F (mm)	Prod. Wt. w/Oil (kg)
			7 bar	70 bar	350 bar	700 bar							
PG303, PG304	700	6.000	4,5*	0,6	0,6	0,5	378	264	241	406	130	343	14,5
PG553, PG554	700	3.600	7,9	1,2	1,1	0,9	559	457	318	219	422	229	54,4

* First stage oil delivery from 0-28 bar at 3,7 l/min minimum.

For use with Cyl. Type	Description	Order No.	Valve Type	Valve No.	Valve Function	Reservoir Usable (l)	Horsepower (hp)	Cycle
Single-Acting	2 hp pump with 7,6 l reservoir and single-acting valve.	PG303	3-Way	9520	Advance Hold Return	6	2	2
Single-Acting	6 hp pump with 21,6 l Reservoir and single-acting valve.	PG553	3-Way	9520	Advance Hold Return	21,3**	6	4
Double-Acting	PG303, except has double-acting valve.	PG304	4-Way	9506	Advance Hold Return	6	2	2
Double-Acting	PG553, except has double-acting valve.	PG554	4-Way	9506	Advance Hold Return	21,3**	6	4

** Usable oil is calculated with oil fill at recommended level at 13 mm below cover plate.

Gasoline Pump

PG120-PG400 SERIES

2,1- 6,6 l/min - 4,1 - 14,9 kw
Max.output gasoline
powered pumps.

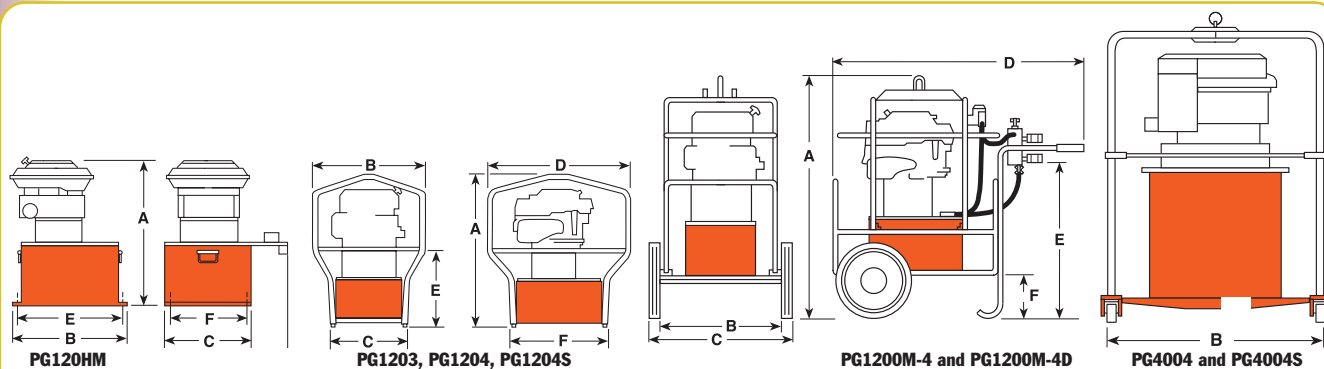
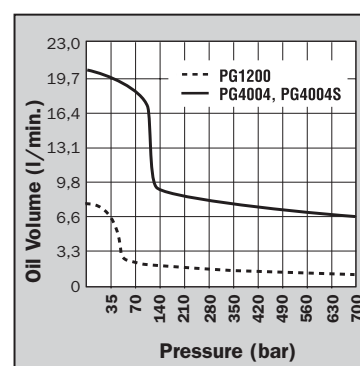
Large reservoir capacity roll cage
equipped. PG120 for up to 300 ton
cylinders. PG400 for up to 1,000
ton cylinders.

PUMPS

- Two-speed high performance pumps ideal for construction, structure moving and rigging applications.
- A logical choice at work sites where electricity or compressed air are unavailable. For single-acting or double-acting cylinders at operating pressures to 700 bar.
- All gasoline engine/hydraulic pumps feature "Posi-Check®" valve to guard against pressure loss when valve is shifted from "advance" to "hold".
- PG1200 Series pumps powered by a Honda 4-cycle, 5.5 hp engine with automatic decompression and electronic ignition. Deliver over 2,1 l/min at 700 bar.
- A 19 liter 5 gallon reservoir means adequate capacity for multi-cylinder applications. Dual element air cleaner protects engine from dusty environments.
- Heavy duty "roll cage" provides pick-up points for lifting. Horizontal bars on PG1203, PG1204 and PG1204S protect unit, provide hand holds for carrying.
- Rubber anti-skid insulation on bottom of reservoir resists skidding and dampens vibration. PG1200M-4 and PG1200M-4D include a pump cart with 305 mm wheels.
- Adjustable external pressure regulator.



700 bar



Pump No.	Max. Pressure Output bar	rpm	Oil Del. (l/min at...)				A (mm)	B (mm)	C (mm)	D (mm)	E (mm)	F (mm)	Prod. Wt. w/Oil (kg)
			7 bar	70 bar	350 bar	700 bar							
PG120HM	700	3,600	7,9	2,8	2,4	2,1	584	394	362	483	338	308	68
PG1203	700	3,600	7,9	2,8	2,4	2,1	708	514	362	667	343	464	70
PG1204	700	3,600	7,9	2,8	2,4	2,1	708	514	362	667	343	464	70
PG1204S	700	3,600	7,9	2,8	2,4	2,1	708	514	362	667	343	464	73
PG1200M-4	700	3,600	7,9	2,8	2,4	2,1	1070	457	635	1080	667	184	118
PG1200M-4D	700	3,600	7,9	2,8	2,4	2,1	1070	457	635	1080	667	184	127
PG4004	700	3,600	20,3	18,4	7,8	6,6	1276	1321	1321	—	—	—	197
PG4004S	700	3,600	20,3	18,4	7,8	6,6	1276	1321	1321	—	—	—	200



PG1204S



PG1200M-4D

PG1200M-4

- For single-acting cylinders. Has 9520 3-way/3-position (tandem center) valve, 9596 load lowering valve and 9644 4-port manifold with individual needle valves at each port.
- Has a 9796 coupler and 9797 dust cap at each port. Valving permits precise individual control of up to four cylinders.
- A 9052 heavy duty, fluid filled pressure gauge (0-700 bar) is included.

PG1200M-4D

- For single- or double-acting cylinders with precise individual control of up to four cylinders possible.
- Equipped same as PG1200M-4, except has 9506 4-way/3-position (tandem center) valve, and second 4-port manifold without needle valves mounted beneath 9644 manifold for operating double-acting cylinders.

PG400 Series Maximum output Hydraulic Power Package

- Ideal for single or multiple cylinder applications. Has a 4-cycle, 20 hp Honda engine and 76 l reservoir (64,4 l usable) with low oil level sight gauge.
- Steel "roll cage" protects pump, has a lifting hook; 102 mm dia. swivel casters provide mobility.
- Delivers 6,6 l/min of oil at maximum operating pressure.
- Has a 9506 4-way valve. On/off switch and speed control are protected by a panel. Sturdy molded case protects battery (not included).

For use with Cyl. Type	Description	Order No.	Valve Type	Valve No.	Valve Function	Reservoir Usable (l)	Horsepower (hp)	Cycle
Single-Acting	Base model 51/2 hp gasoline pump with 22 l reservoir.	PG1203	3-Way	9520	Advance Hold Return	21,3	5.5	4
Single-Acting	PG1203 with cart, rollcage, load lowering valve, 4 port manifold & gauge.	PG1200M-4	3-Way Manifold	9520 9644	Advance Hold Return**	21,3	5.5	4
Single-Acting/ Double-Acting	PG1200M-4D, except without "Roll Cage" and cart. Ideal for house moving industry.	PG120HM	4-Way Manifold	9506 9642 (2 nos.)	Advance Hold Return**	21,3	5.5	4
Double-Acting	Base model 51/2 hp gasoline pump, with 22 l reservoir and double-acting valve.	PG1204	4-Way	9506	Advance Hold Return	21,3	5.5	4
Double-Acting	PG1204, except has roll cage, cart, solenoid valve and 7,6 m cord.	PG1204S	4-Way Solenoid***	9516	Advance Hold Return	21,3	5.5	4
Single-Acting/ Double-Acting	PG1200M-4, except for double-acting systems.	PG1200M-4D	4-Way Manifold	9506 9644	Advance Hold Return**	21,3	5.5	4
Double-Acting	Base model 20 hp pump with 76 l reservoir.	PG4004	4-Way	9506	Advance Hold Return	64,4*	20	4
Double-Acting	PG4004, except has solenoid operated remote valve.	PG4004S	4-Way Solenoid***	9516	Advance Hold Return	64,4*	20	4

* Usable oil is calculated with oil fill at recommended level at 57 mm below cover plate.

** Control up to 4 cylinders independently.

*** Has 7,6 m remote control cord.